



# PRODUCT INFORMATION & INSTALLATION GUIDE 2021

Airius Model 60/PS-4 'Short'  
**AIR PEAR SERIES**

[www.airius.com.au](http://www.airius.com.au)

**AIRIUS**<sup>®</sup>  
Airflow Reinvented

## MODEL 60/PS-4 SHORT DIMENSIONS AND PROPERTIES



<b>UNIT SIZE</b>	<b>SHORT</b>
Weight:	13 kgs
Height to Rim:	404 mm
Total Height:	620 mm
Diameter:	464 mm
<b>MOTOR</b>	<b>230V @ 50 Hz</b>
Watts*:	120
RPM*:	1390
L/S*:	786
m <sup>3</sup> /hr:	2830
Centre Line Velocity <sup>1</sup> :	1.37 m/s @ 9 m
AMPS*:	0.57

\*Motor data provided by motor manufacturer and is subject to change at anytime  
<sup>1</sup>Velocity profile tested in situ

COVERAGE	COOLING	HEATING
Ceiling Height	= 6m - 9.5m	= 11m - 16m
Floor area	= Up to 90m <sup>2</sup>	= Up to 200m <sup>2</sup>

All data is indicative only and can change subject to application. For more accurate design please contact Airius Oceania

MOTOR
Single Phase
PSC - Permanent Split Capacitor motor
230 Volt @ 50 Hz

OPERATING TEMPERATURES	
Min start temp (approx.)	= - 10° C
Min running temp	= - 25° C
Shut off	= 135° C
Reset	= 125° C

HOUSING
PC/ABS Resin - Inc. internal fixed blade stator
5VA flame resistance rating
1.8m steel safety leash cable (fastened to housing)

INGRESS PROTECTION
IP44 Rated

NOISE LEVELS	
Sound Power Level	= 72 dB(A)
Sound Pressure Level @ 3 mts	= 51 dB(A)
Sound Pressure Level @ 6 mts	= 45 dB(A)

Note: A typical free field environment over a reflecting plane.  
 All acoustic testing conducted at 230 Volt, 50Hz and undertaken at the EBM- Papst Acoustic Laboratories in Connecticut USA during August 2014

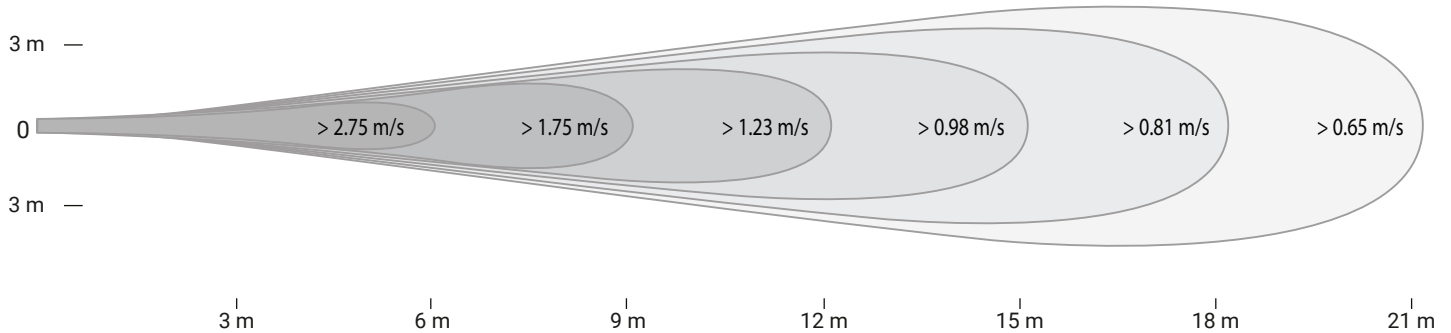
Please contact Airius for full Noise Testing Report

COLOUR
Off-White, Black or Grey available

ACCESSORIES & OPTIONS
Airius Transformer type speed controller 1 and 5 Amp available. 0-100% in 5 steps

WARRANTY
5 years full manufacturers replacement from date of despatch. Subsequent 5 year 'half new price' rebuild cover

## VELOCITY PROFILE



## UNIT PLACEMENT

### PREPARATION

Install electrical circuit(s) and outlet(s) in accordance with national and local electric codes.

Outlets should generally be mounted vertically unless a “twist/locking” type is being used.

Wall switch may be installed in circuit to disable power and prevent electrical hazards when servicing.

Confirm electrical continuity of Airius unit on the ground before permanently mounting in the ceiling.

### MAINTENANCE

Frequency of cleaning will vary by application and environment.

You may clean the plastic housing with a damp warm cloth, using mild household detergents.

Do not use petroleum products, thinners or solvents to clean any part of the Airius unit.

If the Airius unit fails, contact manufacturer.

### MATERIALS & PROPERTIES

Constructed from recyclable materials.

The outer shell, stator and fan blades are fire rated 5VA materials.

Power cord is a 1.8m, 3 wire, 1.02 mm diameter 300VAC rated electrical cord - CE/EU compliance rated as HO5VV (PLUG NOT SUPPLIED).

Single phase, shaded pole, single speed, axial motor.

Motor is thermally protected. Shutoff is at 110°C & reset is at 90°C.

No lubrication required. Bearings are sealed.

### OPERATION

Designed to operate 24 hours-a-day, 7 days-a-week to maintain air circulation/thermal equalization/humidity equalization.

Use optional speed control to fine tune RPM if needed.

### INSTALLATION

Do not hard connect fans in excess of 10 kgs unless agreed with Airius prior to Installation. When attaching it is preferred if some chain or cable is used between fan and the support. However it is not imperative.

For Cooling the Airius Air Pear fan should be located to suit client's requirements. Suggested locations are from just under the ceiling or closer to the floor to ensure suitable air-cooling flow.

For Heating or Conditioned Spaces the Airius Air Pear should be securely installed as close as possible to the ceiling.

For combination applications fans can be installed close to ceiling or lowered slightly. Contact Airius for design details and assistance.

The Airius unit performs best when air column from the nozzle is unimpeded to the floor.

The Airius unit should not be mounted directly in front of heat ducts, vents or any other high heat source.

Use professionally installed hardware, capable of supporting a minimum of five times the weight of the fan unit.

Hardware to hang the unit includes but is not restricted to: Hooks, chains, cables, carabiners, bridle rings, beam clamps and bolts.

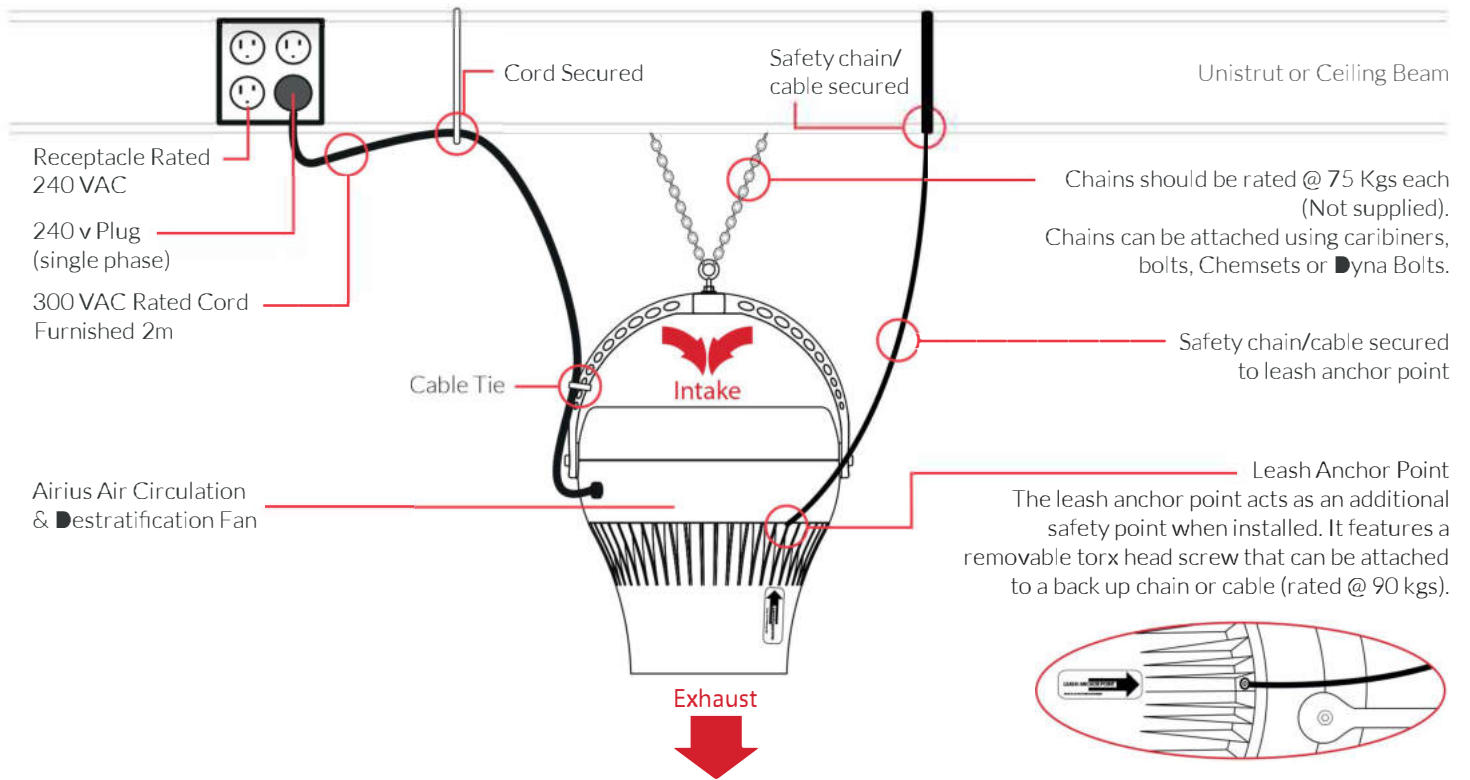
Density of the placement is directly related to the effectiveness, performance and savings.

Mount out of reach from people and animals.

Floor plans, mezzanines, office locations, machinery, people placement, plumbing, lighting, duct work, electrical systems, natural light/air systems, cranes, doors, windows, ventilation and fire suppression systems are all factors in properly locating the Airius system within the ceiling.

**CHAIN HUNG (STRAIGHT)**

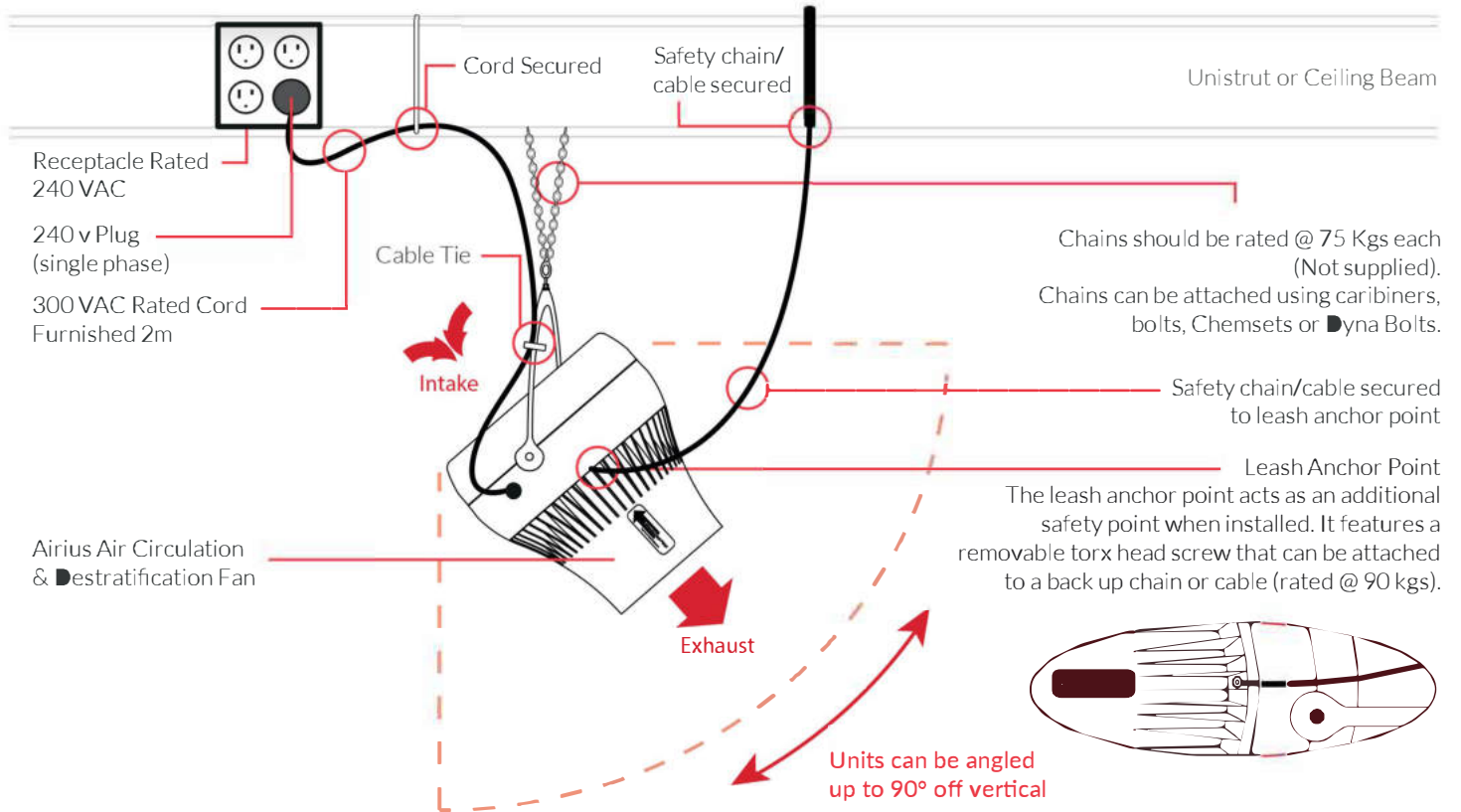
PLUG NOT SUPPLIED



**NOTE: Do not hard connect any Airius model 60 fans to structure - use chain (preferred) or cable only**

**CHAIN HUNG (ANGLED)**

PLUG NOT SUPPLIED



## AIRIUS SPEED CONTROLLER 1 AMP



AIRIUS MODEL	10	15/S2	25/S1	45/PS-4	45/PS-2	Onyx PS-4	50/PS-4	60/PS-4	G400/PS-4
NO. OF UNITS	13	10	5	4	1	2	2	1	1

### MOUNTING

The controllers are to be mounted on a smooth surface. Connect voltage supply, motor(s) and earth as shown in the scheme with cables of the proper diameter. On the mains side, a safety switch with recommend pre-fuses has to be installed.

### TRANSPORT AND STOCK KEEPING

Avoid shocks and extreme conditions, stock in original packaging.

### WARRANTY

Two years from delivery date against defects in manufacturing. Any modifications or alterations to the product relieve the manufacturer of all responsibility. The manufacturer bears no responsibility for any misprints or mistakes in this data, and modifications or improvements to the product can be made at any time after date of publication.

### TECHNICAL DATA

**Voltage:** 230Vac – 50/60Hz  
**Weight:** 1 kg  
**IP Rating:** IP54

	<b>MAX AMPS</b>	<b>FUSE</b>
<b>STR-1-10L10</b>	1.0	FT-1.25 A

**Enclosure:** Plastic R-ABS, UL94-V0, grey RAL 7035 or sheet steel (RAL 7032, polyester powder coating).

**Recommended prim. Fuse:** ca 1,5 x trafo.  
**Max ambient temperature:** 35°C

These transformer speed controllers are based on the principle of voltage control with auto-transformers. They are applicable to voltage-controllable motors (230V – 50/60Hz) to control the speed (of fans, pumps etc.). When choosing a controller it is important to know the current intensity consumption on the taps.

### MAINTENANCE

In normal conditions the controllers are maintenance-free. If soiled clean with dry or dampish cloth. In case of heavy pollution clean with a non-aggressive product. In these circumstances the controller should be disconnected from the mains. Pay attention that no fluids enter the controller. Only reconnect the controller to the mains when it is completely dry.

### MOTOR PROTECTION

It is always recommended to install a proper motor protection device.



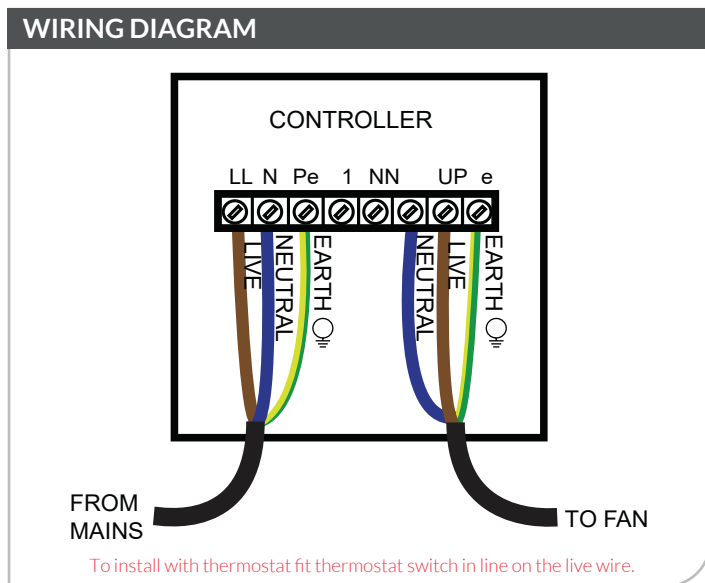
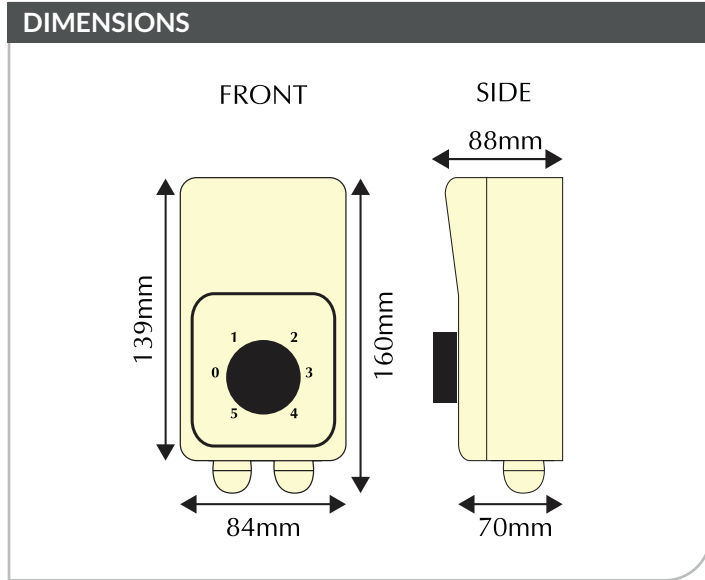
All works may only be carried out by skilled personnel following the local regulations and AFTER the controller is completely separated from the mains. Replace fuse only with same type and rating.



According to the low voltage directive: 2006/95/EC/  
 The EMC directive: 2004/108/EC



## AIRIUS SPEED CONTROLLER 1 AMP



PLEASE NOTE: THIS CONTROLLER MUST BE EARTHED

## AIRIUS SPEED CONTROLLER 5 AMP



AIRIUS MODEL	10	15/S2	25/S1	45/PS-4	45/PS-2	Onyx PS-4	50/PS-4	60/PS-4	G400/PS-4
NO. OF UNITS	67	53	25	20	6	11	11	6	5

### MOUNTING

The controllers are to be mounted on a smooth surface. Connect voltage supply, motor(s) and earth as shown in the scheme with cables of the proper diameter. On the mains side, a safety switch with recommend pre-fuses has to be installed.

### TRANSPORT AND STOCK KEEPING

Avoid shocks and extreme conditions, stock in original packaging.

### WARRANTY

Two years from delivery date against defects in manufacturing. Any modifications or alterations to the product relieve the manufacturer of all responsibility. The manufacturer bears no responsibility for any misprints or mistakes in this data, and modifications or improvements to the product can be made at any time after date of publication.

### TECHNICAL DATA

**Voltage:** 230Vac – 50/60Hz  
**Weight:** 5.5 kg  
**IP Rating:** IP54

	<b>MAX AMPS</b>	<b>FUSE</b>
<b>STR-1-50L22</b>	5.0	FT-8.0 A

**Enclosure:** Plastic R-ABS, UL94-V0, grey RAL 7035 or sheet steel (RAL 7032, polyester powder coating).

**Recommended prim. Fuse:** ca 1,5 x trafo.  
**Max ambient temperature:** 35°C

These transformer speed controllers are based on the principle of voltage control with auto-transformers. They are applicable to voltage-controllable motors (230V – 50/60Hz) to control the speed (of fans, pumps etc.). When choosing a controller it is important to know the current intensity consumption on the taps.

### MAINTENANCE

In normal conditions the controllers are maintenance-free. If soiled clean with dry or dampish cloth. In case of heavy pollution clean with a non-aggressive product. In these circumstances the controller should be disconnected from the mains. Pay attention that no fluids enter the controller. Only reconnect the controller to the mains when it is completely dry.

### MOTOR PROTECTION

It is always recommended to install a proper motor protection device.




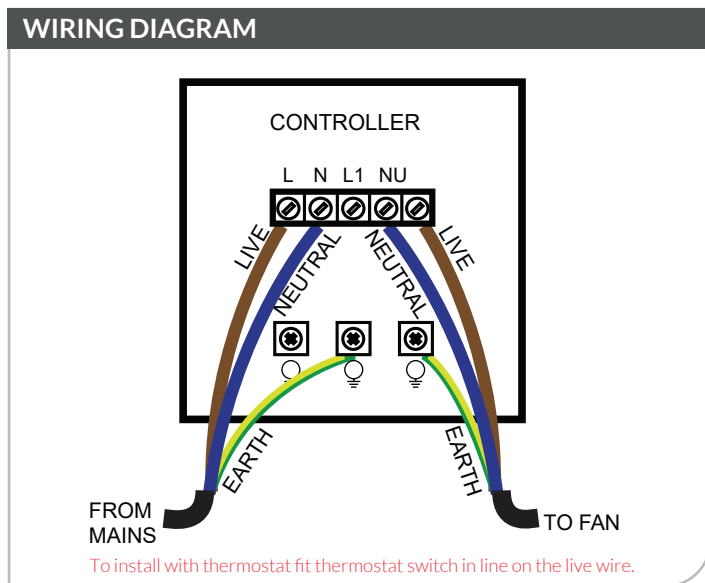
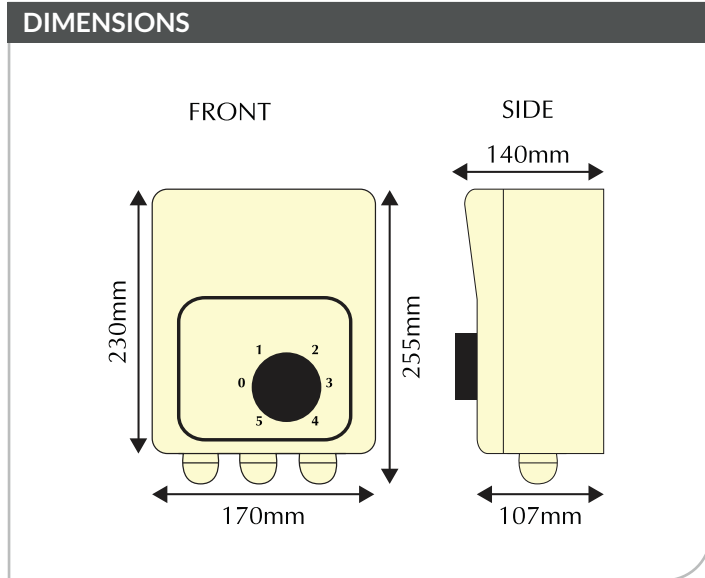
All works may only be carried out by skilled personnel following the local regulations and AFTER the controller is completely separated from the mains. Replace fuse only with same type and rating.



According to the low voltage directive: 2006/95/EC/  
The EMC directive: 2004/108/EC



## AIRIUS SPEED CONTROLLER 5 AMP



PLEASE NOTE: THIS CONTROLLER MUST BE EARTHED



**AIRIUS**<sup>®</sup>

Airius (Oceania) Pty Ltd

P.O. Box 1812, Byron Bay, NSW 2481

[info@airius.com.au](mailto:info@airius.com.au)

[www.airius.com.au](http://www.airius.com.au)